


REDACTED





Legend:

Gas Valve

- Closed - Critical
- Closed - Not Critical
- Open - Critical
- Open - Not Critical
- Unknown value

Gas Main by Pressure

- HP (> 60 psig)
- MP (< 10 - 60 psig)
- IP (1 - 10 psig)
- LP (< 1 psig)
- All other values
- Unknown Pressure

Gas Service

- Steel
- Plastic
- Cast Iron
- Wrought Iron
- Fittings
- Other
- All other values

Historic Map

Prepared by:	
Date:	
Coordinates: GCS (Lat/Long) in DMS. Datum: WGS84	

REDACTED

Columbia Gas of Massachusetts
D.P.U. 19-PL-07
Attachment IR-PL-1-11(a)



ANDOVER










PLATE 3 HP GAS.









Legend:








Gas Valve


-  Closed - Critical
-  Closed - Not Critical
-  Open - Critical
-  Open - Not Critical
-  Unknown value

Gas Main by Pressure

-  HP (> 60 psig)
-  MP (< 10 - 60 psig)
-  IP (1 - 10 psig)
-  LP (< 1 psig)
-  All other values
-  Unknown Pressure


Gas Service

-  Steel
-  Plastic
-  Cast Iron
-  Wrought Iron
-  Fittings
-  Other
-  All other values

 Historic Map

Prepared by:	
Date:	
Coordinates: GCS (Lat/Long) in DMS. Datum: WGS84	

REDACTED





Legend:

Gas Valve

- Closed - Critical
- Closed - Not Critical
- Open - Critical
- Open - Not Critical
- Unknown value

Gas Main by Pressure

- HP (> 60 psig)
- MP (< 10 - 60 psig)
- IP (1 - 10 psig)
- LP (< 1 psig)
- All other values
- Unknown Pressure

Gas Service


- Steel
- Plastic
- Cast Iron
- Wrought Iron
- Fittings
- Other
- All other values


Historic Map

Prepared by:	
Date:	
Coordinates: GCS (Lat/Long) in DMS. Datum: WGS84	

REDACTED

Columbia Gas of Massachusetts
D.P.U. 19-PL-07
Attachment IR-PL-1-11(a)





Legend:

Gas Valve

- Closed - Critical
- Closed - Not Critical
- Open - Critical
- Open - Not Critical
- Unknown value

Gas Main by Pressure

- HP (> 60 psig)
- MP (< 10 - 60 psig)
- IP (1 - 10 psig)
- LP (< 1 psig)
- All other values
- Unknown Pressure


Gas Service


- Steel
- Plastic
- Cast Iron
- Wrought Iron
- Fittings
- Other
- All other values

Historic Map

Prepared by:	
Date:	
Coordinates: GCS (Lat/Long) in DMS. Datum: WGS84	

REDACTED





Legend:

Gas Valve

- Closed - Critical
- Closed - Not Critical
- Open - Critical
- Open - Not Critical
- Unknown value

Gas Main by Pressure

- HP (> 60 psig)
- MP (< 10 - 60 psig)
- IP (1 - 10 psig)
- LP (< 1 psig)
- All other values
- Unknown Pressure


Gas Service

- Steel
- Plastic
- Cast Iron
- Wrought Iron
- Fittings
- Other
- All other values
- Historic Map

Prepared by:	
Date:	
Coordinates: GCS (Lat/Long) in DMS. Datum: WGS84	

REDACTED

Columbia Gas of Massachusetts
D.P.U. 19-PL-07
Attachment IR-PL-1-11(a)






Legend:	
Gas Valve	
	Closed - Critical
	Closed - Not Critical
	Open - Critical
	Open - Not Critical
	Unknown value
Gas Main by Pressure	
	HP (> 60 psig)
	MP (< 10 - 60 psig)
	IP (1 - 10 psig)
	LP (< 1 psig)
	All other values
Unknown Pressure	
Gas Service	
	Steel
	Plastic
	Cast Iron
	Wrought Iron
	Fittings
	Other
	All other values
	Historic Map


Prepared by:	
Date:	
Coordinates: GCS (Lat/Long) in DMS. Datum: WGS84	

REDACTED

Columbia Gas of Massachusetts
D.P.U. 19-PL-07
Attachment IR-PL-1-11(a)



71°8'0"W




Legend:	
Gas Valve	
	Closed - Critical
	Closed - Not Critical
	Open - Critical
	Open - Not Critical
	Unknown value
Gas Main by Pressure	
	HP (> 60 psig)
	MP (< 10 - 60 psig)
	IP (1 - 10 psig)
	LP (< 1 psig)
	All other values
Unknown Pressure	
Gas Service	
	Steel
	Plastic
	Cast Iron
	Wrought Iron
	Fittings
	Other
	All other values
	Historic Map

Prepared by:	
Date:	
Coordinates:	
GCS (Lat/Long) in DMS. Datum: WGS84	

71°8'0"W

REDACTED








REDACTED









Legend:








Gas Valve


-  Closed - Critical
-  Closed - Not Critical
-  Open - Critical
-  Open - Not Critical
-  Unknown value

Gas Main by Pressure

-  HP (> 60 psig)
-  MP (< 10 - 60 psig)
-  IP (1 - 10 psig)
-  LP (< 1 psig)
-  All other values
-  Unknown Pressure


Gas Service


-  Steel
-  Plastic
-  Cast Iron
-  Wrought Iron
-  Fittings
-  Other
-  All other values

 Historic Map

Prepared by:	
Date:	
Coordinates: GCS (Lat/Long) in DMS. Datum: WGS84	






REDACTED










Legend:








Gas Valve


-  Closed - Critical
-  Closed - Not Critical
-  Open - Critical
-  Open - Not Critical
-  Unknown value

Gas Main by Pressure

-  HP (> 60 psig)
-  MP (< 10 - 60 psig)
-  IP (1 - 10 psig)
-  LP (< 1 psig)
-  All other values
- Unknown Pressure

Gas Service


-  Steel
-  Plastic
-  Cast Iron
-  Wrought Iron
-  Fittings
-  Other
-  All other values

 Historic Map

Prepared by:	
Date:	
Coordinates: GCS (Lat/Long) in DMS. Datum: WGS84	

REDACTED


Columbia Gas of Massachusetts
D.P.U. 19-PL-07
Attachment IR-PL-1-11(a)



REDACTED








71°8'0"W








Legend:








Gas Valve


-  Closed - Critical
-  Closed - Not Critical
-  Open - Critical
-  Open - Not Critical
-  Unknown value

Gas Main by Pressure

-  HP (> 60 psig)
-  MP (< 10 - 60 psig)
-  IP (1 - 10 psig)
-  LP (< 1 psig)
-  All other values
- Unknown Pressure

Gas Service


-  Steel
-  Plastic
-  Cast Iron
-  Wrought Iron
-  Fittings
-  Other
-  All other values


 Historic Map

Prepared by:	
Date:	
Coordinates: GCS (Lat/Long) in DMS. Datum: WGS84	

71°8'0"W






REDACTED











Legend:








Gas Valve


-  Closed - Critical
-  Closed - Not Critical
-  Open - Critical
-  Open - Not Critical
-  Unknown value

Gas Main by Pressure

-  HP (> 60 psig)
-  MP (< 10 - 60 psig)
-  IP (1 - 10 psig)
-  LP (< 1 psig)
-  All other values
-  Unknown Pressure


Gas Service

-  Steel
-  Plastic
-  Cast Iron
-  Wrought Iron
-  Fittings
-  Other
-  All other values

 Historic Map

Prepared by:	
Date:	
Coordinates: GCS (Lat/Long) in DMS. Datum: WGS84	






REDACTED











Legend:








Gas Valve


-  Closed - Critical
-  Closed - Not Critical
-  Open - Critical
-  Open - Not Critical
-  Unknown value

Gas Main by Material

-  Steel
-  Plastic
-  Cast Iron
-  Wrought Iron
-  Fittings
-  Other


Gas Service

-  Steel
-  Plastic
-  Cast Iron
-  Wrought Iron
-  Fittings
-  Other
-  All other values

 Historic Map

Prepared by:	
Date:	
Coordinates: GCS (Lat/Long) in DMS. Datum: WGS84	

REDACTED





Legend:

Gas Valve

- Closed - Critical
- Closed - Not Critical
- Open - Critical
- Open - Not Critical
- Unknown value

Gas Main by Material

- Steel
- Plastic
- Cast Iron
- Wrought Iron
- Fittings
- Other


Gas Service

- Steel
- Plastic
- Cast Iron
- Wrought Iron
- Fittings
- Other
- All other values

Historic Map

Prepared by:	
Date:	
Coordinates: GCS (Lat/Long) in DMS. Datum: WGS84	






REDACTED











Legend:








Gas Valve


-  Closed - Critical
-  Closed - Not Critical
-  Open - Critical
-  Open - Not Critical
-  Unknown value

Gas Main by Material

-  Steel
-  Plastic
-  Cast Iron
-  Wrought Iron
-  Fittings
-  Other


Gas Service

-  Steel
-  Plastic
-  Cast Iron
-  Wrought Iron
-  Fittings
-  Other
-  All other values

 Historic Map

Prepared by:	
Date:	
Coordinates: GCS (Lat/Long) in DMS. Datum: WGS84	






REDACTED











Legend:








Gas Valve


-  Closed - Critical
-  Closed - Not Critical
-  Open - Critical
-  Open - Not Critical
-  Unknown value

Gas Main by Material

-  Steel
-  Plastic
-  Cast Iron
-  Wrought Iron
-  Fittings
-  Other

Gas Service

-  Steel
-  Plastic
-  Cast Iron
-  Wrought Iron
-  Fittings
-  Other
-  All other values

 Historic Map

Prepared by:	
Date:	
Coordinates: GCS (Lat/Long) in DMS. Datum: WGS84	